

## OPTIONAL FEATURES

### SGLIE

#### SECONDARY GUARDING LIFT ENABLE

- Robust control box shroud provides additional guarding of controls reducing the risk of unintended actuation
- Both joystick enable and secondary anti-tamper enable button must be activated to allow the platform to lift
- Two-handed lift function helps keep the operator's body away from the railings when rising, mitigating the risk of entrapment



### ELEVATE

#### MORE THAN TELEMATICS

ELEVATE provides the actionable insights to make your business more efficient. Skyjack has worked with customers to identify and provide the most important data points that solve day-to-day pain points in rental service and management.

Beyond hours and location provided by basic telematics systems, ELEVATE delivers machine specific alerts and analysis which can dramatically reduce unnecessary service calls and trips to site for diagnostic work.

These Skyjack specific group of features deliver immediate impact for your business:

- Ready to operate
- Time elevated
- Full data access

### ELEVATE LIVE

It's operators and site supervisors that determine how your machine is treated. These roles need data to make the right decisions to get the work done, and to take care of your machines.

ELEVATE Live provides machine specific telematics data, as well as machine specific familiarization and documentation.

**To the operator.  
At the machine.  
When it's needed.**

Strictly relevant data like battery charging guide, battery life remaining, and active fault codes are provided to operators at the machine instantly via a QR code scan.

Machine documentation like emergency lowering procedure, visual pre-check guide, familiarization videos are all there with the tap of a finger. No downloading an app. No username or password required.



### ACCESSORYZERS™

Skyjack's approved accessories are designed to add functionality to your machine and convenience for the operator.



**Skyjack Head Office**  
55 Campbell Rd.  
Guelph, ON Canada N1H 1B9

Sales Inquiries: 1-877-755-4387 (1-877-SJLIFTS)  
Main Switchboard: 1-800-265-2738  
Tel: 519-837-0888  
Fax: 519-837-8104  
Email: skyjack@skyjack.com

[www.skyjack.com](http://www.skyjack.com)

This brochure is for illustrative purpose only and based on the latest information at the time of printing. Skyjack Inc. reserves the right to make changes at any time, without notice, to specifications, standard and optional equipment. Consult the Operating Maintenance and Parts Manuals for proper procedures.

## COMPACT RT SCISSORS



**SKYJACK**  
simply reliable

## SIMPLY RELIABLE












Skyjack's focus on designing machines for the rental industry contributes to leading life cycle value achieved through:

- Competitive acquisition costs
- Consistently high residual values
- A reputation for robustness and reliability

Minimal machine downtime keeps units out on rent longer, earning you more money. Proven designs are what make all Skyjack models simply reliable.

## COMPACT RT SCISSORS


Skyjack's compact rough terrain scissors offer large working area, impressive platform capacities, unequalled rough terrain performance and optional self-leveling outriggers making it an ideal choice for a wide range of construction, maintenance, and industrial applications.

									
SJ6826 RT	32" (9.75 m)	26" (7.92 m)	69.5" (1.76 m)	107" (2.72 m)	1,250 lbs (567 kg)	5' (1.52 m)	6,460 lbs (2,930 kg)	50%	
SJ6832 RT	38" (11.58 m)	32" (9.75 m)	69.5" (1.76 m)	107" (2.72 m)	1,000 lbs (454 kg)	5' (1.52 m)	7,590 lbs (3,443 kg)	40%	

## SKYCODED™

### COLOR CODED AND NUMBERED WIRING

At the heart of every Skyjack machine is our proven and simplistic control system. Skyjack's color coded and numbered wiring system makes our machines the easiest to troubleshoot and repair, which translates into less maintenance and lower costs for our customers.



## DESIGNED FOR RENTAL

Skyjack became an industry leader by providing machine features that combine durability, quality, and serviceability, making our products world renowned for product reliability.

Our team understands the importance of maximum uptime, so our equipment is designed to provide just that. All major service points are easily accessible, enabling straight-forward troubleshooting and repairs.

Our in-house network of sales, service, and support spans worldwide. Since Skyjack was formed in 1985, we've grown to nearly 2,000 employees across 10 different countries. We have a network of long-term partners and work hand-in-hand with other business leaders and associations to contribute to a safer industry for all.

## LOAD SENSING SYSTEM

For ANSI compliance load sensing ensures operators are not overloading the machine above the specified capacities at height.

Skyjack's audible and visible alarm (upper control box) tells users that they're getting close to full capacity and an audible alarm and machine lockout become engaged once at or above full capacity.



## MAINTENANCE & ACCESSIBILITY

All components are located inside individual swing-up steel cabinets which provide protection but allow easily accessibility to engine, tanks, and all major components.

Commonality of components and approach across the RT range increases familiarity making them easy to service and maintain.

- Incorporates SKYCODED™ hard wired relay-based control system with standard colors and wire numbers
- Pull-out engine tray designed for serviceability and easy access for maintenance
- Tilt-out hydraulic manifold and opening electrical panel for convenience



## SUPERIOR TRACTION & MANEUVERABILITY

Skyjack's Compact Rough Terrain Scissor Lifts utilize a unique full symmetrical crossover 4-wheel drive system, which provides the best possible positive traction, even with one wheel off the ground.


- Class-leading terrainability with up to 50% gradeability
- Small 60" (1.52 m) inside turn radius offers excellent job site maneuverability
- Powerful and efficient liquid cooled Kubota D902 diesel engine
- Standard foam-filled low profile grip lug tires (non-marking tires are available)



## LARGE WORK AREA

Sturdy all steel design incorporates a manually operated 5' (1.52 m) roll out extension deck which increases work area and provides up-and-over capability.

- Permanent anti-slip checker plate floors
- Self-closing full gate and steps provide easy entry into the platform
- 110V AC Outlet on platform with GFI provides a power source for tools and eliminates hanging cords



## CLEVIS DESIGN SCISSORS

Skyjack's unique clevis style design creates scissor ends that endure lower stress, and increased rigidity for operator comfort while working at height. This is achieved through symmetrical load distribution over the pins.

- Heavy duty steel tube scissor arms with welded cross member bracing
- Zinc plated pivot pins minimize corrosion and long life dry bushings eliminate the need for lubrication
- Trunnion mount lift cylinders allows quick removal

## OUTRIGGERS

Independent/auto-leveling outriggers level the machine out when on uneven terrain and allows users to work in a variety of different job site conditions. Optional on both models.

- Separate outrigger control box incorporates enable switch and level indicator light



## SIMPLE ROBUST CONTROLS

Removable high strength and impact resistant composite control box that's clear, intuitive, and easy to understand.

- Four speed/power modes
- High torque switch for increased gradeability
- High/low engine speed switch for additional speed selection
- Operator horn
- Durable toggle switches and buttons