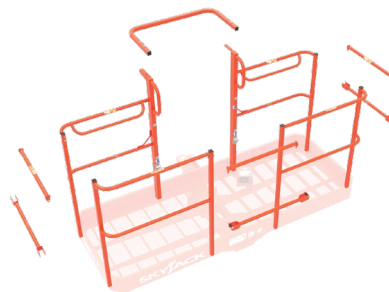


UNIQUE TO SKYJACK



SIMPLE TO REPLACE BOLT-IN RAILINGS

Bolt-in platform railings not only provide a durable structure, but also a service part that's easily replaceable. Optional gate entrances and different sized platforms are also available.



INCREASED CAPACITIES

Capacities up to 454 kg (1000 lbs) and 3 persons in the platform.

- Increases productivity
- Integrated with load sensing
- Lights on control box indicate zone, based on weight and position



SCAN TO VIEW SPECIFICATIONS TABLE (PDF)



ELECTRICAL SECONDARY GUARDING SYSTEM

Skyjack's SGE system is intended to prevent sustained involuntary operation.



OPTIONAL FEATURES

ELEVATE MORE THAN TELEMATICS

ELEVATE provides the actionable insights to make your business more efficient. These Skyjack-specific features deliver immediate impact for your business:

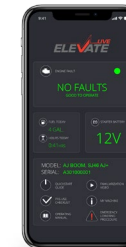
- Overload detection and reporting
- True machine utilisation
- CAN data and alerts (including engine)
- Full data access



ELEVATE LIVE

ELEVATE Live provides machine specific telematics data, as well as machine specific familiarisation and documentation.

To the operator.
At the machine.
When it's needed.



ACCESSORYZERS™

Skyjack's approved accessories are designed to add functionality to your machine and convenience for the operator.

Skyjack Australia Pty Ltd
Unit 1, 35 Honeycomb Drive
Eastern Creek
NSW 2766
Australia
Phone +61 (0) 2 9854 0700
Fax +61 (0) 2 9854 0777
Email: jcranmer@skyjack.com

www.skyjack.com

This brochure is for illustrative purpose only and based on the latest information at the time of printing. Skyjack Inc. reserves the right to make changes at any time, without notice, to specifications, standard and optional equipment. Consult the Operating Maintenance and Parts Manuals for proper procedures. AS marked platforms are in conformance to Standard AS/NZS 1418.10:2011.



HYBRID ELECTRIC ARTICULATING BOOMS



SKYJACK
simply reliable


SIMPLY ELECTRIC, SIMPLY MORE

Skyjack's new range of hybrid-electric rough terrain articulated booms have been developed to provide a clean, quiet, sustainable rental solution with lower operating costs and increased utilisation.

The range features a series hybrid configuration using an HVO compatible 24.8 hp Diesel engine.

Available with 51 ft (15.7m) and 66 ft (20.1m) working heights and suitable for indoor and outdoor use, the **SJ45 AJHE+** and **SJ60 AJHE+** models include many of the design features that you have come to expect from Skyjack. High performance AC electric traction and pump generator/motors deliver high torque power and consistent multi-function capability.

The new range remains simple, reliable and provides an environmentally friendly and sustainable choice for rental.



DESIGNED FOR RENTAL

Skyjack became an industry leader by providing machine features that combine durability, quality, and serviceability, making our products world renowned for product reliability.


Our team understands the importance of maximum uptime, so our equipment is designed to provide just that. All major service points are easily accessible, enabling straightforward troubleshooting and repairs.



Rental companies and major contractors face increasing demands for sustainability information. Skyjack has introduced its ECO mark to support our customers by providing products that deliver benefits in environmental performance and long-term sustainability. Skyjack's Hybrid booms' ECO benefits include:

	<ul style="list-style-type: none"> 16% weight reduction
	<ul style="list-style-type: none"> Reduced emissions
	<ul style="list-style-type: none"> White noise alarm – <i>optional</i>
	<ul style="list-style-type: none"> 85% recyclable (by weight)
	<ul style="list-style-type: none"> E-boom ECOSTART (Stop-Start system) HVO compatible Bio-degradeable hydraulic oil – <i>optional</i>
	<ul style="list-style-type: none"> Telematics – Remote diagnostics reduces site visits (operational carbon foot print)

*Compared to SJ63 AJ Stage IIIB




ELECTRIC DRIVE

Skyjack's **SJ45 AJHE+** and **SJ60 AJHE+** have been designed to meet true job site performance expectations, whether it be navigating various rough terrain conditions or lifting the platform.

All electric, four-wheel, axle-based drive provides improved efficiency and rough terrain performance. The drive system uses a high-performance AC induction traction motor to optimise current torque, power and speed.

An oscillating steer axle works in conjunction with the drive system to keep all four tires in contact with the ground, even in the roughest of terrain. Improved traction provides a noticeably smoother ride and consistent multi-function capability delivers a superior operator experience.

- Electric axle-based drive
- Bulk charging to 85% takes less than 2.5 hours off of engine
- Oscillating steer axle
- Operator controlled locking rear differential and limited slip front differential
- Drivable at full height
- 48V system
- <70dBA noise level in electric mode
- 23A automatic battery charger with battery condition indicator, charges battery to full in <15 hours on 110V
- AC induction traction motor
- AC pump generator/motor
- 415 Ah AGM batteries
- Multi-function with drive and lift



SUSTAINABLE POWER

Sustainable on-board charging is provided by a 24.8 hp diesel engine that is HVO compatible providing a fossil-free alternative fuel with over 90% reduction in greenhouse gas emissions compared to regular diesel. The engine/generator is configured in series with an electric drive motor which provides mechanical drive power.

The Skyjack hybrid-electric models have two methods of charging.

Firstly, by plugging the machine into an external power source giving the ability to achieve 100% charge using the machines onboard smart battery charger. When used in the "electric" setting the machine runs on electric power derived from the AGM battery pack only. A reserve operation feature prevents a full discharge of the batteries to promote optimum battery life.

Secondly, a series of two settings which delivers a bulk charge of up to 85% from the engine/generator on the machine itself.

In the "automatic" setting the engine starts when the charge level decreases to 35% and stops running when charge level reaches 85%. Bulk charging to 85% of the battery capacity takes less than 2.5 hours.

In the "manual" setting the engine can be started at any time and will charge and maintain the batteries at 85%. If, the engine is started with the charge level at or above 85%, it will run for 3 mins then stop.



COLOUR CODED & NUMBERED WIRING

A dual controller system integrates with Skyjack's colour coded and numbered wiring system, making our machines the easiest to troubleshoot and repair.

SELF GENERATED POWER TO PLATFORM

Skyjack's hybrid-electric models also have a standard self-generated power to platform feature in the form of a dedicated generator and switch which allows the engine to run continuously and provide power to the platform. If the batteries are charged to 85% or above, the engine will continue to run without adding additional charge to the batteries until the power to platform switch is manually turned off.

LOWER OPERATING COSTS

All Skyjack articulating booms are designed with ease of maintenance and service in mind. They provide additional low lifetime ownership and running costs through:

- All engine service points accessible – straight forward service, less mechanic time
- Avoidance of costly emission controlling components
- Smaller engines require less fuel
- Efficient maintenance free AGM batteries