











COMPACT ELECTRIC ROUGH TERRAIN SCISSOR

Skyjack's SJ6832 RTE offers the ability to operate indoor and outdoor with zero emissions means this compact DC rough terrain scissor lift can be the first machine on-site and the last off, to maximise utilisation.

									
SJ6832 RTE	11.75 m	9.75 m	1.76 m	3.35 m	454 kg	1.52 m	3,845 kg	45%	

ZERO EMISSIONS

- 16HP brushless AC electric motor provides instant torque and quiet power
- Majority of hydraulic and electrical system common with diesel, making it easy to service and maintain
- The Motor Controller provides excellent controllability and, to maximise battery life, only delivers the power needed



SMART BATTERY POWER

- Standard 250Ah deep cycle batteries provide ample power for a typical work day
- Multi voltage "Smart charger" with LED display automatically adapts to input voltage and displays charging information
- Batteries separated from main electrical compartment to protect during charging
- Optional 330Ah AGM battery pack provides up to 35% more duty cycles per charge while greatly reducing maintenance requirements

OPTIONAL HYBRID POWER PACK

- SJ6832 RTE offers autonomous working away from mains power
- The optional Hatz 3.5kW Diesel Hybrid Power Pack can provide on-board power to recharge the battery pack, or provide "power to the platform" even while the machine is working
- In Auto mode, the system detects the battery voltage has fallen below a pre-determined level and automatically start the power pack starts and when fully charged, then switches off



Skyjack UK
Unit 1, Maes-y-Clawdd
Maesbury Road Industrial Estate
Oswestry, Shropshire, SY10 8NN
United Kingdom
Tel: +44 1691 676235
Fax: +44 1691 676239
Email: info@skyjackeurope.co.uk

Skyjack SAS (France)
74 Rue Sibert
F-42400 Saint Chamond
France
Tel: +33 (0) 4 78 73 53 32
Fax: +33 (0) 4 78 56 52 42

Skyjack Hebebühnen GmbH (Germany)
Därmanbusch 2a
D-58456 Witten
Germany
Tel: +49 (0) 2302 20 26 909
Fax: +49 (0) 2302 20 25 671

Skyjack AB (Sweden)
Agnesbergsvägen 28
424 38 Agnesberg
Sweden
Tel: +46 (0) 31 21 22 45
Fax: +46 (0) 31 787 65 10

www.skyjack.com

This brochure is for illustrative purpose only and based on the latest information at the time of printing. Skyjack Inc. reserves the right to make changes at any time, without notice, to specifications, standard and optional equipment. Consult the Operating Maintenance and Parts Manuals for proper procedures.

CE UK
EU/ENG/02/2022

COMPACT RT SCISSORS



SKYJACK
simply reliable

SIMPLY RELIABLE












Skyjack's focus on designing machines for the rental industry contributes to leading life cycle value achieved through:

- Competitive acquisition costs
- Consistently high residual values
- A reputation for robustness and reliability

Minimal machine downtime keeps units out on rent longer, earning you more money. Proven designs are what make all Skyjack models simply reliable.

COMPACT RT SCISSORS

Skyjack's compact rough terrain scissors offer large working area, impressive platform capacities, unequalled rough terrain performance and optional self-leveling outriggers making it an ideal choice for a wide range of construction, maintenance, and industrial applications.

									
SJ6826 RT	9.92 m	7.92 m	1.76 m	3.35 m	567 kg	1.52 m	3,480 kg	50%	
SJ6832 RT	11.75 m	9.75 m	1.76 m	3.35 m	454 kg	1.52 m	3,685 kg	40%	

SKYCODED™ COLOR CODED AND NUMBERED WIRING

At the heart of every Skyjack machine is our proven and simplistic control system. Skyjack's color coded and numbered wiring system makes our machines the easiest to troubleshoot and repair, which translates into less maintenance and lower costs for our customers.

SUPERIOR TRACTION & MANEUVERABILITY

Skyjack's Compact Rough Terrain Scissor Lifts utilize a unique full symmetrical crossover 4-wheel drive system, which provides the best possible positive traction, even with one wheel off the ground.

- Class-leading terrainability with up to 50% gradeability
- Small 60" (1.52 m) inside turn radius offers excellent job site maneuverability
- Powerful and efficient liquid cooled Kubota D902 diesel engine
- Standard foam-filled low profile grip lug tires (non-marking tires are available)

DESIGNED FOR RENTAL

Skyjack became an industry leader by providing machine features that combine durability, quality, and serviceability, making our products world renowned for product reliability.

Our team understands the importance of maximum uptime, so our equipment is designed to provide just that. All major service points are easily accessible, enabling straight-forward troubleshooting and repairs.

Our in-house network of sales, service, and support spans worldwide. Since Skyjack was formed in 1985, we've grown to nearly 2,000 employees across 10 different countries. We have a network of long-term partners and work hand-in-hand with other business leaders and associations to contribute to a safer industry for all.

LARGE WORK AREA

Sturdy all steel design incorporates a manually operated 1.52 m roll out extension deck which increases work area and provides up-and-over capability.

- Permanent anti-slip checker plate floors
- Replaceable, square corner platform rails easily fold down, to reduce stowed height for transportation
- Self-closing full gate and steps provide easy entry into the platform
- AC power to the platform provides a power source for tools and eliminates hanging cords
- Multiple lanyard attachment points are provided around the platform

IMPROVED & STIFFENED SCISSORS

Skyjack's unique clevis style design creates scissor ends that endure lower stress and symmetrically distribute load over pivot pins.

- Fully welded cross bracing increases rigidity and improves operator comfort at height
- Zinc plated pins minimise corrosion and long life dry bushings eliminate the need for lubrication
- Lift cylinder design allows quick and easy removal

SELF-LEVELING OUTRIGGERS

Independent or fully automatic self-leveling outriggers are available which allows use on rough and uneven ground conditions.


- Separate outrigger control box incorporates enable switch and level indicator light

MAINTENANCE & ACCESSIBILITY

All components are located inside individual swing up steel cabinets which provide protection but allow easily accessibility to engine, tanks and all major components.

Commonality of components and approach across the RT/RTE range which increases familiarity making it easy to service and maintain.

- Incorporates SKYCODED™ hard wired relay-based control system with standard colours and wire numbers
- Pull out engine tray designed for serviceability and easy access for maintenance
- Tilt out hydraulic manifold and opening electrical panel for convenience



NEW CONTROL BOX

Removable, high strength and impact resistant composite upper control box with integrated shroud.

- Fully protected proportional joystick with a safety enable trigger, thumb steer, engine start, engine speed, high/low torque selector switches, horn and emergency stop
- Accurate load sensing system limits normal movement of the platform, when the full rated load is reached or exceeded
- Incorporates "armguard" protection system which automatically stops the platform lowering, giving time to check that no person is nearby and when re-engaged reduces lowering speed
- Can be locked in place for security and is interchangeable with similar units
- A lockable battery disconnect is located at the base controls, which increases security and can prevent unauthorised use

OPTIONAL FEATURES

SGLE SECONDARY GUARDING LIFT ENABLE

- Robust control box shroud provides additional guarding of controls reducing the risk of unintended actuation
- Both joystick enable and secondary anti-tamper enable button must be activated to allow the platform to lift
- Two-handed lift function helps keep the operator's body away from the railings when rising, mitigating the risk of entrapment



ELEVATE MORE THAN TELEMATICS

Skyjack has worked with customers to identify and provide the most important data points that solve day-to-day pain points in rental service and machine management.

Beyond hours and location provided by basic telematics systems, ELEVATE delivers machine specific alerts and analysis which can dramatically reduce unnecessary service calls and trips to site for diagnostic work.

For more detailed information see ELEVATE leaflet

ACCESSORYZERS™

Skyjack's approved accessories are designed to add functionality to your machine and convenience for the operator.



ELEVATE LIVE

The QR code located on the unit provides easy access to machine specific information, for example; emergency lowering procedure, visual pre-check guide, familiarization videos, via any smart phone (No app or password required).

With full ELEVATE telematics, this can be further enhanced.

