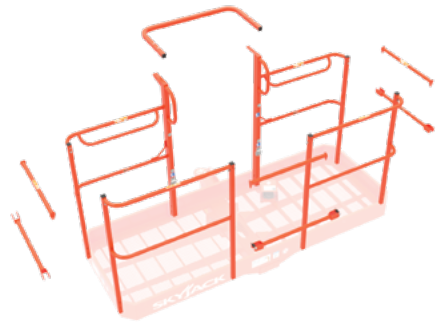


## SIMPLE TO REPLACE BOLT-IN RAILINGS

Bolt-in platform railings not only provide a durable structure but also service parts that are easily replaceable. Sections can be removed individually which translates to lower replacement costs for both parts and labor. Tri-entry optional gate entrances and different sized platforms are also available.



# SGE

## ELECTRICAL SECONDARY GUARDING SYSTEM

Skyjack's SGE system is intended to prevent sustained involuntary operation. When pushed, the sensor bar instantly stops all functions and initiates an audible siren and high-intensity flashing beacon.

## OPTIONAL FEATURES

# ELEVATE

### MORE THAN TELEMATICS

Skyjack has worked with customers to identify and provide the most important data points that solve day-to-day pain points in rental service and machine management.

Beyond hours and location provided by basic telematics systems, ELEVATE delivers machine specific alerts and analysis which can dramatically reduce unnecessary service calls and trips to site for diagnostic work.

For more detailed information see ELEVATE leaflet.

# ACCESSORYZERS™

Skyjack's approved accessories are designed to add functionality to your machine and convenience for the operator.

# ECOSTART

This idle-eliminating option helps reduce harmful emissions by automatically turning off a machine if it is left idle for three minutes.

A blue LED light will illuminate to alert the operator that the machine needs to be restarted simply by pressing the button located next to the light.



# ELEVATE LIVE

The QR code located on the unit provides easy access to machine specific information, for example; emergency lowering procedure, visual pre-check guide, familiarization videos, via any smart phone (No app or password required).

With full ELEVATE telematics, this can be further enhanced.



**Skyjack UK**  
Unit 1, Maes-y-Clawdd  
Maesbury Road Industrial Estate  
Oswestry, Shropshire, SY10 8NN  
United Kingdom  
Tel: +44 1691 676235  
Fax: +44 1691 676239  
Email: info@skyjackeurope.co.uk

**Skyjack SAS (France)**  
74 Rue Sibert  
F-42400 Saint Chamond  
France  
Tel: +33 (0) 4 78 73 53 32  
Fax: +33 (0) 4 78 56 52 42

**Skyjack Hebebühnen GmbH (Germany)**  
Därmanbusch 2a  
D-58456 Witten  
Germany  
Tel: +49 (0) 2302 20 26 909  
Fax: +49 (0) 2302 20 25 671

**Skyjack AB (Sweden)**  
Agnesbergsvägen 28  
424 38 Agnesberg  
Sweden  
Tel: +46 (0) 31 21 22 45  
Fax: +46 (0) 31 787 65 10

[www.skyjack.com](http://www.skyjack.com)

This brochure is for illustrative purpose only and based on the latest information at the time of printing. Skyjack Inc. reserves the right to make changes at any time, without notice, to specifications, standard and optional equipment. Consult the Operating Maintenance and Parts Manuals for proper procedures.

## HIGH CAPACITY TELESCOPIC BOOMS



CE UK

EU/ENG/01/2021

# SKYJACK

simply reliable



# Simply Reliable

Skyjack's focus on designing machines for the rental industry contributes to leading life cycle value achieved through:

- Competitive acquisition costs
- Consistently high residual values
- A reputation for robustness and reliability


Minimal machine downtime keeps units out on rent longer, earning you more money. Proven designs are what make all Skyjack models Simply Reliable.



# Increased Platform Capacities

Capacities up to 454 kg and 3 persons on the platform.

- Increases productivity
- Integrated with load sensing, no actions are required by operator
- Lights on control box indicate zone, based on weight and position



MODEL						
SJ45 T+	15.75 m 13.75 m	12.75 m 12.10 m	2.40 m	2.29 m	8.83 m	40%
SJ66 T+	22.19 m 20.19 m	18.03 m 17.38 m	2.59 m	2.44 m	10.40 m	50%
SJ86 T	28.21 m 26.21 m	24.07 m 23.42 m	3.00 m	2.49 m	12.95 m	45%

MODEL						
SJ45 T+	+65° / -60°	170°	360°	4.0 km/h	7,160 kg	272 / 454 kg
SJ66 T+	+65° / -60°	170°	360°	7.2 km/h	12,485 kg	272 / 454 kg
SJ86 T	+65° / -60°	170°	360°	4.8 km/h	17,237 kg	227 / 341 kg

## SMARTORQUE<sup>™</sup> STAGE V

### LESS COMPLEXITY, LESS FUEL

SMARTORQUE<sup>™</sup> utilises AXLDRIVE<sup>™</sup> together with high torque Kubota engines and simplified, high efficiency hydraulics to deliver the necessary torque and performance found in larger engines. This means no Diesel Particulate Filter, no Oxidation Catalyst, no Diesel Exhaust Fluid, and no other active exhaust after treatment for Stage V Emission regulations.

Applies to SJ45 T+ model




- No active regeneration
- Operator intervention eliminated
- Lower service and maintenance costs
- No reliance on ultra-low sulphur fuel improves resale options
- Significant fuel savings with smaller engines
- Lower noise pollution

## EASYDRIVE<sup>™</sup>

### DRIVE & STEER DIRECTION SENSING

Drive controls always operate in the orientation of the boom regardless of turret position. Direction-sensing drive and steer controls reduces operator confusion by eliminating the need for colour coded arrows and switches. No special enable function required.



## AXLDRIVE<sup>™</sup>

### SUPERIOR TRACTION

A true mechanical four-wheel drive system with an oscillating steer axle provides unmatched traction and up to 50% gradeability. A limited number of hydraulic connections in the chassis means less maintenance and more up-time.

This industry-leading terrain capability means one can use Skyjack boom lifts in the most challenging of conditions.



### OUTREACH & CONTROL

Telescopic booms provide excellent outreach when fully extended, the articulating jib and platform rotation offer an extra degree of fine control and flexibility.



## SKYCODED<sup>™</sup>

### COLOUR CODED & NUMBERED WIRING

At the heart of every Skyjack machine is our proven and simplistic control systems, and the SJ45T+ and SJ66T+ are no different. The new dual controller system integrates with Skyjack's colour coded and numbered wiring system, making our machines the easiest to troubleshoot and repair - translating into less maintenance and lower costs for our customers.

### EASE OF MAINTENANCE

All Skyjack telescopic booms are designed with ease of maintenance and service in mind. The key components are easily accessible and all wiring is colour coded to minimise downtime.

- Required service items are all outside-facing
- Strategic placement of hydraulic and other components for optimum hose routing
- Lower control panel key switch, and lockable battery disconnect, fully disables operation for enhanced security

